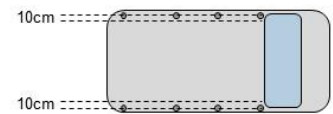
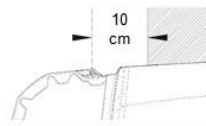

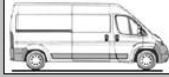


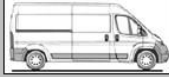


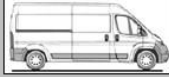


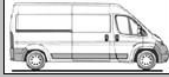


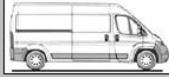



Sales Guide Thule Roof rack & Awning for H2 Ducato > 2007

Checklist:

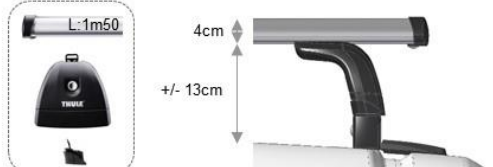
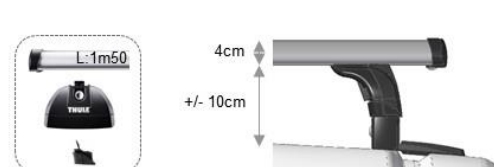
- o My Van is (based on) a H2 Fiat Ducato, Peugeot Boxer or Citroen Jumper
- o Model > June 2006
- o There are no obstacles on the roof within 10cm from the anchor points



| The size of my van is >>> | H2L2 (Height: 2,5m) (Length: 5,4m) | H2L3 (Height: 2,5m) (Length: 6,0m) | H2L4 (Height: 2,5m) (Length: 6,4m) |
|--|---|--|---|
| a. I would like an Awning |  Awning pack color 1 301620 Awning pack color 2 301625 Awning pack color 3 301630 Other colors: awning 6200 3.25m + adapter 301649 |  Awning pack color 1 301621 Awning pack color 2 301626 Awning pack color 3 301631 Other colors: awning 6200 3.75m + adapter 301650 |  Awning pack color 1 301622 Awning pack color 2 301627 Awning pack color 3 301632 Other colors: awning 6200 4.00m + adapter 301650 |
| b. I would like a Roof Rack |  Roof Rack with load bar set High 301640 + 301647 extra load bars High (per 2) 301647 Roof Rack with load bar set Low 301640 + 301648 extra load bars Low (per 2) 301648 |  Roof Rack with load bar set High 301641 + 301647 extra load bars High (per 2) 301647 Roof Rack with load bar set Low 301641 + 301648 extra load bars Low (per 2) 301648 |  Roof Rack with load bar set High 301642 + 301647 extra load bars High (per 2) 301647 Roof Rack with load bar set Low 301642 + 301648 extra load bars Low (per 2) 301648 |
| c. I would like an Awning and a Roof Rack |  Step 1: Choose your awning (see a.) Step 2: Order Roof Rack mounting set for combination with Awnings 301643 Step 3: Choose load bars High or Low (per 2) High 301647 Low 301648 |  Step 1: Choose your awning (see a.) Step 2: Order Roof Rack mounting set for combination with Awnings 301644 Step 3: Choose load bars High or Low (per 2) High 301647 Low 301648 |  Step 1: Choose your awning (see a.) Step 2: Order Roof Rack mounting set for combination with Awnings 301645 Step 3: Choose load bars High or Low (per 2) High 301647 Low 301648 |
| d. I have an Awning ¹ and would like to expand with a roof rack |  Roof Rack for awning with load bar set High 301643 + 301647 ⁽²⁾ extra load bars High (per 2) 301647 Roof Rack for awning with load bar set Low 301643 + 301648 ⁽²⁾ extra load bars Low (per 2) 301648 |  Roof Rack for awning with load bar set High 301644 + 301647 ⁽²⁾ extra load bars High (per 2) 301647 Roof Rack for awning with load bar set Low 301644 + 301648 ⁽²⁾ extra load bars Low (per 2) 301648 |  Roof Rack for awning with load bar set High 301645 + 301647 ⁽²⁾ extra load bars High (per 2) 301647 Roof Rack for awning with load bar set Low 301645 + 301648 ⁽²⁾ extra load bars Low (per 2) 301648 |
| e. I have a Roof rack and would like to expand with an Awning |  Awning 6200 3.25m + adapter 301651 |  Awning 6200 3.75m + adapter 301652 |  Awning 6200 4.00m + adapter 301652 |

(1) only compatible with Thule Roof Awnings (2) for awning adapters before 2017 (two-piece adapter) also order transformation kit 301646

| | | | |
|---|--|---|--|
| Awning color 1: Awning cassette: Anodized Caps: Black Fabric: Mystic Grey 31  | Awning color 2: Awning cassette: Anodized Caps: Grey Fabric: Mystic Grey 31  | Awning color 3: Awning cassette: Anthracite Caps: Black Fabric: Mystic Grey 31  | Other Awning colors: Awning cassette: White Caps: White Fabrics: 03 – Blue Sky 04 – Alaska Grey 31 – Mystic Grey 32 – Sapphire blue 22 – Uni Grey  |
|---|--|---|--|

| | | |
|--|--|---|
| Roof Rack with load bar set High  L: 1m50 4cm +/- 13cm | Roof Rack with load bar set Low  L: 1m50 4cm +/- 10cm | LOAD INFO ! Maximum load: 75kg per set of 2 load bars H2L2: Maximum total load 150kg H2L3: Maximum total load 200kg H2L4: Maximum total load 200kg |
|--|--|---|