


TURBO-VENT®



Turbo-Vent White



Turbo-Vent Crystal

Feeding tension:	12 Vcc
Absorbed power	36 W
Min. electric input:	0,3 Amp.
Max electric input:	3 Amp
Max. air flow	35 m³/min.
Fan diameter:	300 mm
Permanent air flow:	80 cm²



New transparent grating permits maximum air flow

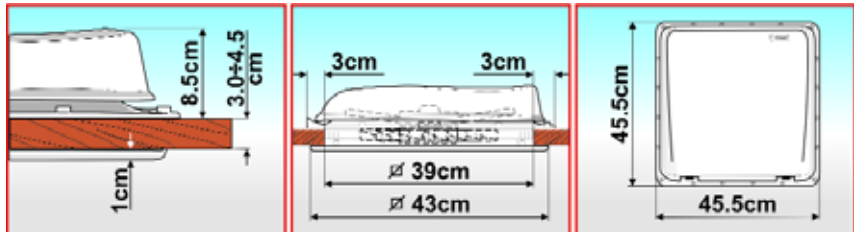
POLAR CONTROL®



The standard delivered Polar Control is the thermostat that regulates the ingoing and outgoing air of the fan according to the inside temperature of the Motorhome. The switch allows the change of the rotation direction of the fan.



Better performance and 50% less consumption thanks to the new electronic circuit and the new motor.




EXTENSION VENT



Universal knobs and extension kit suitable for all Vents for installation on roofs with depths of 4,5cm to max 8,5cm.

98683-112

TURBO-VENT EXTENSION KIT



Kit with collar in PVC. Perfect to insert on the inside of Turbo-Vent frame in order to avoid infiltration of water. Installation on roofs with depths of 6 to max 8,5cm.

98683-113

TURBO-VENT®